

Corporate Brochure
2016/2017

For more details visit us at:
www.jjdoors.com

MADE IN INDIA



WHAT MAKES A GREAT INTERNAL DOOR?

Having beautiful internal door is considered a given amongst most discerning home owners. They are the finishing touch that when combined with complementary hardware and architrave can turn an ordinary interior into an extraordinary one.

Fashions change and staying one step ahead of the game is what our designers excel at. However one thing remains constant - the craftsmanship that goes into our doors that ensures they are built to last and will look like new for years to come.

Not all doors are created equal and often it's difficult to choose between similar products. With this in mind you'll



Profile

Established in the year 2011, We JJ Doors have etched our name as a noteworthy organisation engaged in manufacturing, exporting and supplying of a range of elaborately doors. Our products are adding a rare dimension to doorways at homes, temples, offices and malls all over the india. Each door is a work of art, reflecting a sanctity that is almost divine. The detailed array of our products encompasses Entrance Door, Pooja Door, Internal Door and Wooden Door. Our range started with a traditional touch, which gradually moved on to modern ones with the creative intellect of our designers and architects. Some of the popular designs that our products depict are floral, creepers etc.

Each and every article from our kitty is meticulously carved and handcrafted to perfection by our dexterous craftsmen and artisans. Our craftsmen are known for their excellent skills leading to intricate carvings in popular patterns. This is possible with our data bank of over 500 designs.

Our knowledgeable and talented team members make it easier for our organization in carrying out Research and Development programs, along with updating the company's database in various aspects. All this has been enabled with the help of various training programs that our team members have gone through.

Experience our service and you will be pleasantly surprised. Come as a customer and return as a friend...need we say more?

QUALITY CRAFTMANSHIP. SUPERIOR PERFORMANCE.

JJ Doors exquisite collection offers a unique combination of beauty and durability. Build upon our superior, quality craftsmanship, we uphold the industry's highest standard of authentic stile and rail construction. With thousands of door designs, styles and configurations to choose from, you'll find the perfect door to complement your unique style.



Table of Contents

TEAK MAIN DOOR DESIGNS	06
TEAK MAIN TRADITIONAL DESIGN DOORS	14
TEAK WOOD PYRAMID DESIGN DOORS	18
TEAK WOOD CARVING DESIGN DOORS	22
TEAK POOJA DESIGN DOORS	28
B/B FINGER JOINTED WOODEN DOORS (MULTI PANEL)	34
WPC DOORS	38
PLATINUM SERIES MEMBRANE DOOR	40
LAMINATED DOORS WITH 3D EFFECT	46
LAMINATED METALLIC DOORS	48
LAMINATED DOOR REGULAR	52
LAMINATED BLACK GROOVE & CHILDREN ROOM DOORS	56
WPC DOOR FRAME	59

TEAK MAIN DOOR DESIGNS

TEAK MAIN DOOR DESIGNS



JJ-1



JJ-2



JJ-3



JJ-4



TEAK MAIN DOOR DESIGNS



JJ-5



JJ-6



JJ-9



JJ-116



JJ-7



JJ-8



JJ-117



JJ-119

TEAK MAIN DOOR DESIGNS

TEAK MAIN DOOR DESIGNS



JJ-120



JJ-121 (Double Door)



JJ-132



JJ-134



JJ-122



JJ-131



JJ-135 0




JJ-136

TEAK MAIN DOOR DESIGNS

TEAK MAIN DOOR DESIGNS



JJ-137 0



JJ-138 0



JJ-139 0



JJ-163

TEAK MAIN DOOR DESIGNS



JJ-164*



JJ-165 0



JJ-166 0

Door Size Available:

- » 80" x 38"
- » 78" x 36"
- » 80" x 33"

Customised size & thickness are available as per requirement

JJ Doors presents natural Teak Wood Doors with various designs. Our Doors are suitable for Main Entrance, Pooja & Bedroom doors

These doors are available in :

- » Burma Teak Door (Solid) | Size: 32mm+25mm
- » B/B Teak Door (Solid) | Size: 32mm+25mm
- » B/B Finger Jointed Wooden Doors (Solid)
Size: 32mm+32mm Both Side Design

Note :

We reserve the right for variations in Shade, Grain & Design due to Natural Raw Material Variations.

TEAK WOOD TRADITIONAL DESIGN DOORS

TEAK MAIN TRADITIONAL DESIGN DOORS



JJ-118***



JJ-T134****0



JJ-141**0



JJ-142****

TEAK WOOD TRADITIONAL DESIGN DOORS



JJ-143**** 0



JJ-145***



JJ-147*** 0



JJ-167* 0
(Alu. T. Patti)

TEAK MAIN TRADITIONAL DESIGN DOORS



JJ-168** 0



JJ-169**** 0



JJ-175***** 0



JJ-176*****

TEAK WOOD PYRAMID DESIGN DOORS

TEAK WOOD PYRAMID DESIGN DOORS



JJ-146 0

TEAK WOOD PYRAMID DESIGN DOORS



JJ-148 0



JJ-149* 0




JJ-150*

TEAK WOOD PYRAMID DESIGN DOORS



JJ-151 0



JJ-152 0



JJ-155*****

TEAK WOOD CARVING DESIGN DOORS

TEAK WOOD CARVING DESIGN DOORS



JJ-123 0



JJ-124 0



JJ-125 0



JJ-126 0

TEAK WOOD CARVING DESIGN DOORS



JJ-127**



JJ-128* 0



JJ-129**



JJ-130** 0

TEAK WOOD CARVING DESIGN DOORS



JJ-133****



JJ-140*** 0



JJ-144****



JJ-170****

TEAK WOOD CARVING DESIGN DOORS



JJ-171**** 0



JJ-172****



JJ-177**** 0



JJ-178***



JJ-173* 0 (Double Door)



JJ-174***



JJ-179***** 0



JJ-180**

TEAK WOOD CARVING DESIGN DOORS

TEAK POOJA DESIGN DOORS (P - Premium)



TEAK POOJA DESIGN DOORS (P - Premium)



JJ-10



JJ-11



JJ-12



JJ-111

TEAK POOJA DESIGN DOORS (P - Premium)



JJ-112 **P**



JJ-113



JJ-114



JJ-115 **P**

TEAK POOJA DESIGN DOORS (P - Premium)



JJ-156



JJ-157



JJ-158 P



JJ-159 P

TEAK POOJA DESIGN DOORS (P - Premium)



JJ-160 P



JJ-161 P



JJ-162 P

Door Size Available:

- » 80" x 33"
- » 80" x 36"

JJ Doors presents natural Teak Wood Doors with various designs. Our Doors are suitable for Main Entrance, Pooja & Bedroom doors

These doors are available in :

- » Burma Teak Door (Solid) | Size: 32mm+25mm
- » B/B Teak Door (Solid) | Size: 32mm+25mm
- » B/B Finger Jointed Wooden Doors
Size: .30mm+19mm

Note :

We reserve the right for variations in Shade, Grain & Design due to Natural Raw Material Variations.

**B/B FINGER
JOINTED WOODEN
DOORS (MULTI
PANEL)**

**B/B FINGER JOINTED
WOODEN DOORS (MULTI PANEL)**



JJ-57

B/B FINGER JOINTED WOODEN DOORS (MULTI PANEL)



JJ-58



JJ-59



JJ-60



JJ-61

B/B FINGER JOINTED WOODEN DOORS (MULTI PANEL)



JJ-62



JJ-63

Door Size Available:

- » 78" x 36"
- » 80" x 27"
- » 80" x 33"
- » 80" x 36"
- » 80" x 38"

Thickness Available:

30mm + 19mm



WPC DOORS

WPC DOORS



JJ-PVC 1



JJ-PVC 2



JJ-PVC 3



JJ-PVC 4

Door Size Available:
81" x 27" & 78" x 27"
81" x 30" & 81" x 33"

Thickness:
30mm

**PLATINUM
SERIES
MEMBRANE
DOOR**

JJ Doors™
& Plywood
Leading the way



PLATINUM SERIES MEMBRANE DDOR



P-01



P-02



P-03



P-04

PLATINUM SERIES MEMBRANE DDOR



P-05



P-06



P-07*



P-08

PLATINUM SERIES MEMBRANE DDOR



P-09



P-10



P-11



P-12

PLATINUM SERIES MEMBRANE DDOR



P-13***



P-14**



LAMINATED DOORS WITH 3D EFFECT

LAMINATED DOORS WITH 3D EFFECT



JJ-201** (7' x 3.25')



JJ-202** (7' x 3.25')



JJ-203** (7' x 3.25')



JJ-204** (7' x 3.25')

LAMINATED METALLIC DOORS

LAMINATED METALLIC DOORS



JJ-205 (7' x 3.25')

LAMINATED METALLIC DOORS



JJ-206 (7' x 3.25')



JJ-207 (7' x 3.25')

LAMINATED METALLIC DOORS



JJ-210 (7' x 3.25')



JJ-211 (7' x 3')

LAMINATED METALLIC DOORS WITH WOODGRAIN



JJ-208 (7' x 3.25')



JJ-209 (7' x 3.25')



JJ-227* (7' x 3.25')



JJ-228* (7' x 3.25')

LAMINATED REGULAR &

LAMINATED DOOR REGULAR



JJ-212 (7' x 3.25')



JJ-213 (7' x 3.25')



JJ-214 (7' x 3.25')



JJ-215 (7' x 3)



JJ-216 (7' x 3')



JJ-217 (7' x 3')



JJ-220 (7' x 3')



JJ-221 (7' x 3')



JJ-218 (7' x 3')



JJ-219 (7' x 3.25')



JJ-222 (7' x 3')



JJ-223 (7' x 3')

LAMINATED BLACK GROOVE & CHILDREN ROOM DOORS



LAMINATED **BLACK GROOVE**



JJ-224 (7' x 3.25')



JJ-225 (7' x 3.25')



JJ-226 (7' x 3.25')



JJ-229** (7' x 3.25')
(Alu. T. Patti)

LAMINATED BLACK GROOVE



JJ-230 (7' x 3.25')**
(Alu. T. Patti)

Door Size Available:

- » 81" x 38"
- » 81" x 36"
- » 81" x 32"
- » 81" x 30"

(Custom size & thickness also available)

- Do not use detergents containing abrasive particle or excess soda.
- For actual colour pattern and finish, refer actual sheets, as due to printing imitations, there might be slight variation
- Additional cost for sizes below 30"

CHILDREN ROOM DOORS



JJ-231 (7' x 3')




JJ-232 (7' x 3')

WPC DOOR FRAME



WPC DOOR FRAME ADVANTAGES:



SURFACE DECORATION OF WPC DOOR FRAME

- Embossing for various surface patterns
- Sanding for making wood alike finish

Notes:

- » No Warranty Against Nature effects like: • Sun Crack • Weather Effect • Door Sinkage
- » Don't Trim (Cut) once more than 25mm on each side, or it will result in degradation of door style, internal frame to weather causing long term damage and reduce the products life
- » Since ours is a natural product, there are chances of some variation in Shade, Grain & Design



Proud to Tell You - All our products
are 100% Made in India. We Support
"MAKE IN INDIA" Campaign



Scan with your smart phone



Manufactured By:
Jalaram Associates
Bangalore - India.